

# Company Information from SPC Library Research Databases

## Business & Company Research Center (Gale)

Enter your search term(s):

**Additional Search Options:**

[Company](#) [Industry](#) [Articles](#)

[Help](#) | [Search Tips](#) | [Gale Databases](#) | [List of Sources](#) | [Contact Gale](#)

- Search for company name in company pull down or section

- Select parent company or headquarters

Profiles. Below are companies 1-25 of 53 found. Select a company to view related information.

Page#: 1 - 2 - 3

[Update Mark List](#)

Mark	Company Name	Location	Revenue
<input type="checkbox"/>	<a href="#">Microsoft Corp. (MSFT)</a>	Redmond, Washington	\$60,420.00 M Operating revenue
<input type="checkbox"/>	<a href="#">Microsoft Ireland Ltd.</a>	Dublin	\$13,704.00 M Sales
<input type="checkbox"/>	<a href="#">Microsoft Operations Private Ltd.</a>	Singapore	\$3,362.00 M Sales
<input type="checkbox"/>	<a href="#">Microsoft B.V.</a>	Schiphol	\$751.50 M Sales
<input type="checkbox"/>	<a href="#">Microsoft Ltd.</a>	Reading	\$702.60 M Sales

Current Company: **Microsoft Corp.**

[Print](#) [Email](#)

☐ [Mark this document](#)

[Results List](#) [Subsidiary Companies](#)

[Company Profile](#) [News/Magazines](#) [Histories](#) [Investment Reports](#) [Financials](#) [Rankings](#) [Suits and Claims](#) [Products](#) [Industry Overview](#) [Associations](#)

Company 1 of 53

### Microsoft Corp. (MSFT)

1 Microsoft Way  
Redmond, Washington  
98052-8300  
United States  
Fax: (425)706-7329(425)936-7329

**Business**

Bill Gates and Paul Allen founded Microsoft. Microsoft went public March 13, 1986. The company develops, licenses, and supports software operating systems, server applications, business solutions software development tools, and consulting and product support services. Microsoft is responsible for technical architecture of the Windows product family. The company's software server products include Microsoft SQL Server and Microsoft Dynamics. Services Business segment consists of Microsoft Consulting and Solutions.

See information on page and various Tabs options:

- Financials
- Rankings
- Industry

Overview  
For Financials - See Fundamentals Analysis such as:

- Income Statement
- Balance Sheet
- Cash Flow
- Ratios

**Business & Company RESOURCE CENTER**

[Fundamentals Analysis](#) [Financials Dashboard](#)

### MICROSOFT CORPORATION

[Income Statement](#) [Balance Sheet](#) [Cash Flow](#) [Ratios](#)

☒ Compare to prior periods ☐ Compare to major competitors ☐ Compare to specific

Reporting Basis:  Period:

**Income Statement-Annual-Standardized in Millions of USD**

Fiscal Period:	2008
Period End Date:	2008-06-30
Period Length:	12 Months
Update Type:	Updated Normal
Update Date:	2008-06-30
Source:	10-K
Source Date:	2008-07-31
Original Announcement Date:	2008-07-17T20:15:00
Complete Statement:	Complete
Flash Update:	No

New Search | Publications | Thesaurus | Author Profiles | More | Sign In to My EBSCOhost | Folder | New Features

Searching: **Business Source Complete** | **Cited References** | **Company Profiles** | **Images** | **Indexes** | **Library Holdings**

and | and | Search

Basic Search | Advanced Search | Visual Search | Search History/Alerts | Preferences »

**Search Options**

**Search modes** ?

- ☒ Boolean/Phrase
- ☐ Find all my search terms
- ☐ Find any of my search terms
- ☐ SmartText Searching [Hint](#)

**Apply related words** ☐

**Also search within the full text of the articles** ☐

**Limit your results**

## Business Source Complete – Company Profiles

- From front page, see top Navigational bar
- Pull down More menu to Company Profile

- Type in company name
- See results and select company

Keyword | Publications | Thesaurus | Author Profiles | More | Sign In to My EBSCOhost | Folder | New Features | SPCAskALib

Database: Datamonitor/Life Science Analysis

**Company Profiles**

raytheon | Browse

☒ Alphabetical ☐ Match Any Words

Page: Previous | Next | A B C D E F G H I J K L M N O P Q R S T U V W X Y Z

**Detail View** | **Datamonitor Report (208K)**

Search Periodicals and Other Sources for: **Raytheon Company**

<b>Company Name:</b>	<b>Raytheon Company</b>
<b>Address:</b>	870 Winter Street Waltham Massachusetts 02451 1449
<b>Country:</b>	United States
<b>NAICS Code/Description:</b>	Detection Navigation, Guidance, Aeronautical
<b>Abstract:</b>	Raytheon is one of the largest defense contractors in the world, and an industry leader in defense and

**Industry**

- AEROSPACE
- PHARMACEUTICALS
- MEDIA
- FINANCE
- COSMETICS; TOILETRIES
- FINANCE
- INSURANCE
- MEDICAL DEVICES AND EQUIPMENT
- PHARMACEUTICALS
- Internet

### Raytheon Company SWOT Analysis

The IIS division, a provider is a leading provider of national and tactical intelligence systems and information solutions for US and foreign government clients, accounted for 81.8% of the company's total revenues. The company is not over dependant upon any one market for its revenues. The spread revenue base enables Raytheon to reach out to a wider customer base and mitigate the negative impact of a downturn in any particular market segment.

#### Improved profitability

The profitability position of the company improved significantly in the fiscal year 2006. The revenues of the company grew at a rate of 6.6% to reach \$20,291 million in 2006 from \$19,038 million in 2005. Though the revenues of the company grew, its profitability position has improved significantly. The operating profit of the company increased by 21.7% to reach \$1,840 million in 2006 from \$1,512 million in 2005. The net profit margin of the company also grew at a rate of 47.3% to reach \$1,283 million in fiscal year 2006, as of \$871 million in 2005. Further, the operating profit margin of the company increased from 9.1% in 2005 to 9.1% in 2006. The net profit margin of the company reached to 6.3% in 2005. The strong profitability position would speed up the future growth plans of the company from enhancing investor confidence in the company.

#### Strong market position

- Open Datamonitor Report
- See key topics

Save a Copy | Search | Select | 100% | Sign

**REVENUE ANALYSIS**

Raytheon

The company recorded revenues of \$20,291 million during the fiscal year ended December 2006, an increase of 6.6% over 2005. For the fiscal year 2006, the US, the company's largest geographic market, accounted for 81.8% of the total revenues.

Raytheon generates revenues through seven business divisions: missile systems (20.4% of the total revenues during fiscal year 2006), space and airborne systems (19.6%), integrated defense systems (19.1%), network centric systems (16.2%), intelligence and information systems (11.6%), technical services (9.3%), and others (3.8%).

**Revenues by Division**

During the fiscal year 2006, the missile systems division recorded revenues of \$4,503 million, an increase of 9.2% over 2005.

The space and airborne systems division recorded revenues of \$4,319 million in fiscal year 2006, an increase of 3.4% over 2005.

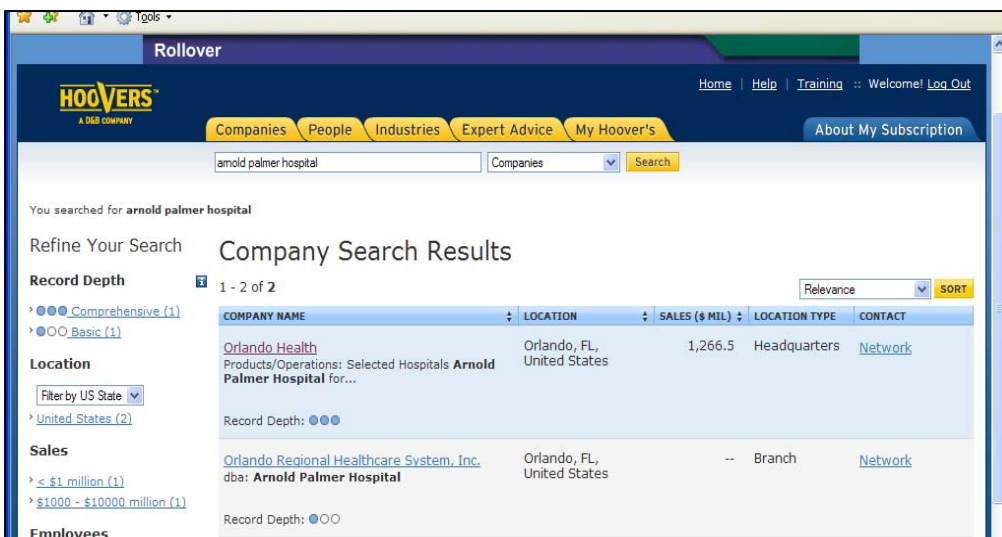
The integrated defense systems division recorded revenues of \$4,220 million in fiscal year 2006, an increase of 10.8% over 2005.

The network centric systems division recorded revenues of \$3,561 million in fiscal year 2006, an



## Hoovers

- Select Company from upper yellow navigation bar
- Example: Orlando Health Systems

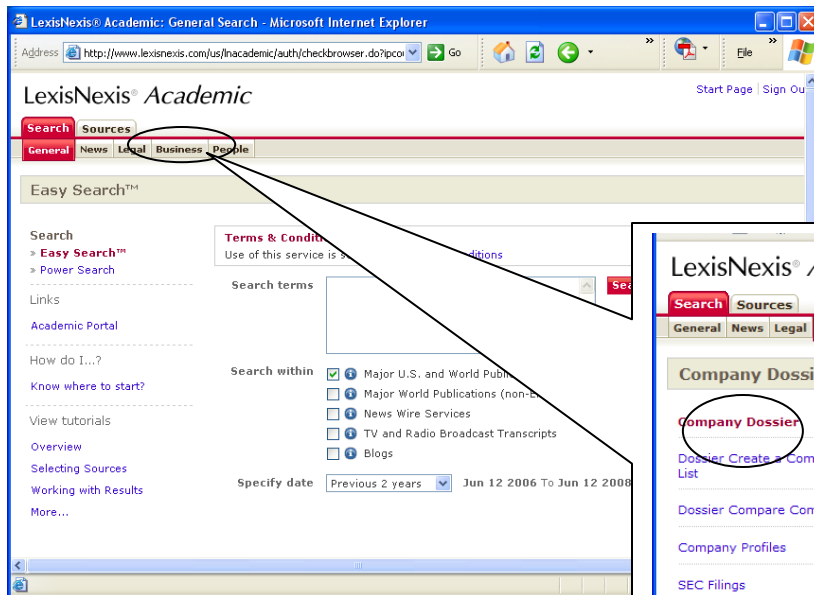


- See results and select company to view

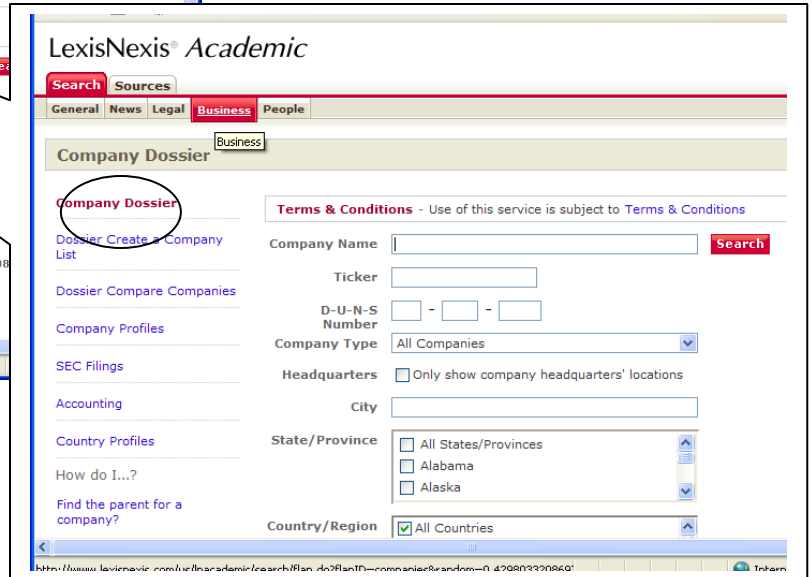


- See company details using sidebar and other options

## LEXIS NEXIS ACADEMIC



- Lexis Nexis opens to **Legal Search**
- For **Business Search-**
- Open **Business Tab** (top red bar)



- Company Dossier has most complete company info
  - Search for company by corporate name (or owner)
  - Orlando Healthcare

### Note informational options

- Snapshot
- Financial Information
- Legal Information
- Custom Report
- See any Current News for interesting updates

